

Schörghofer
GmbH

S

FREHE
Beschläge

Fenstergriffe

Schörghofer
GmbH

FREHE
Beschläge

Mehr Info unter :
www.frehe-shop.de
www.schoerghofer.com



Fenstergriffe



Fenstergriffe

Angaben bei der Bestellung beachten!

- 1.) Fenstertrieb = Vierkant 7 mm , Abstand 43 mm
- 2.) Fenstergetriebe = mit aufgebautem Getriebe
- 3.) Auf Anfrage können wir fast alle Fenstergriffe auch mit Rastertechnik produzieren.
- 4.) Bemaßung der Fenstergriffe A, B und C sind laut Skizze im Katalog angegeben.
- 5.) Alle Fenstergriffe können in den verschiedenen Oberfläche und Materialien sowie für Trieb oder Getriebe gefertigt werden.
- 6.) Unsere Beschläge verfügen über keinen Korrosionsschutz - verzinken ist möglich.
- 7.) Unsere verschiedenen Oberflächen:
 EA = schwärzlich
 EV = altsilbergrau = feuerverzinkt
 ER = rostfarbig
 MEP = messing poliert
 MEA = messing gealtert

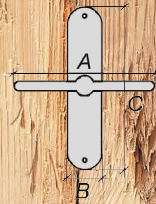


Abbildung Fensterolive mit
 aufgebautem Getriebekasten
 UNTENANSICHT



Abbildung Fensterolive mit
 aufgebautem Getriebekasten
 SEITENANSICHT



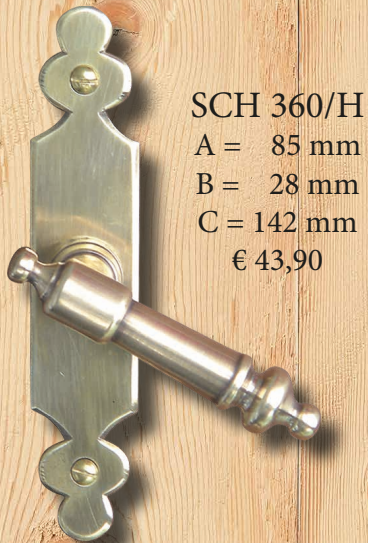
Abbildung Fensterolive mit
 aufgebautem Getriebekasten
 SEITENANSICHT
 NEU !




Abbildung Fensterolive mit
 Vierkant
 7 x 40
 Lochabstand : 43mm Norm



Abbildung Fensterolive mit
 aufgebautem Getriebekasten
 UNTENANSICHT
 NEU !



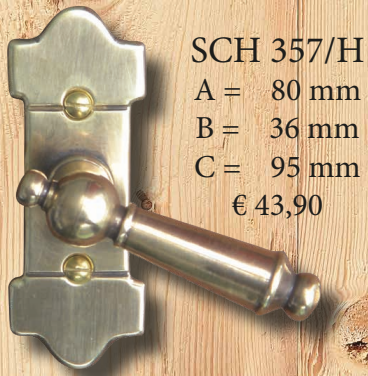
SCH 360/H
 A = 85 mm
 B = 28 mm
 C = 142 mm
 € 43,90




SCH 360/D
 A = 100 mm
 B = 28 mm
 C = 142 mm
 € 53,70



SCH 360/FT
 A = 105 mm
 B = 28 mm
 C = 142 mm
 € 58,50



SCH 357/H
 A = 80 mm
 B = 36 mm
 C = 95 mm
 € 43,90



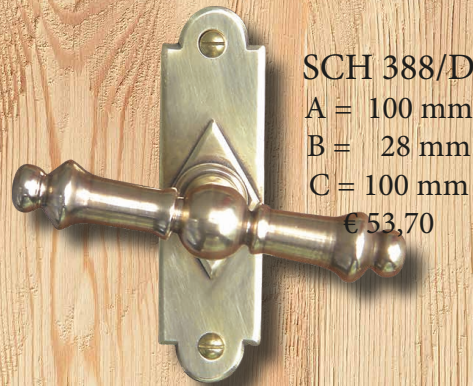
SCH 357/D
 A = 100 mm
 B = 36 mm
 C = 95 mm
 € 53,70



SCH 357/FT
 A = 100 mm
 B = 36 mm
 C = 95 mm
 € 58,50



SCH 388/H
 A = 65 mm
 B = 28 mm
 C = 100 mm
 € 43,90




SCH 388/D
 A = 100 mm
 B = 28 mm
 C = 100 mm
 € 53,70



SCH 388/FT
 A = 105 mm
 B = 28 mm
 C = 100 mm
 € 58,50




SCH 338/H
 A = 65 mm
 B = 28 mm
 C = 96 mm
 € 43,90



SCH 338/D
 A = 100 mm
 B = 28 mm
 C = 96 mm
 € 53,60



SCH 338/FT
 A = 105 mm
 B = 28 mm
 C = 96 mm
 € 58,40



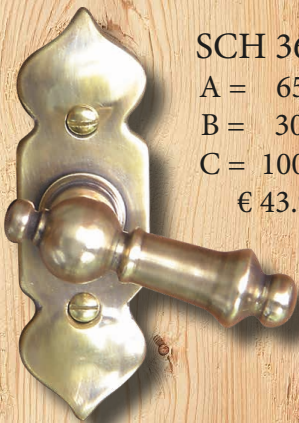
SCH 361/H
 A = 55 mm
 B = 28 mm
 C = 96 mm
 € 43,90




SCH 361/D
 A = 84 mm
 B = 28 mm
 C = 96 mm
 € 53,70



SCH 361/FT
 A = 87 mm
 B = 28 mm
 C = 96 mm
 € 58,50



SCH 362/H
 A = 65 mm
 B = 30 mm
 C = 100 mm
 € 43,90




SCH 362/D
 A = 100 mm
 B = 30 mm
 C = 96 mm
 € 53,70



SCH 362/FT
 A = 105 mm
 B = 30 mm
 C = 96 mm
 € 58,50



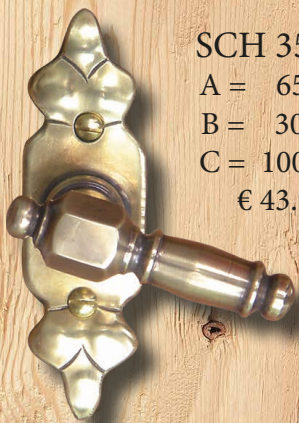
SCH 363/H
 A = 65 mm
 B = 28 mm
 C = 96 mm
 € 43,90



SCH 363/D
 A = 100 mm
 B = 28 mm
 C = 96 mm
 € 53,70



SCH 363/FT
 A = 110 mm
 B = 28 mm
 C = 96 mm
 € 58,50




SCH 356/H
 A = 65 mm
 B = 30 mm
 C = 100 mm
 € 43,90




SCH 356/D
 A = 100 mm
 B = 30 mm
 C = 100 mm
 € 53,70




SCH 356/FT
 A = 110 mm
 B = 30 mm
 C = 100 mm
 € 58,50



SCH 360/D
 EA
 A = 100 mm
 B = 28 mm
 C = 142 mm
 € 53,70



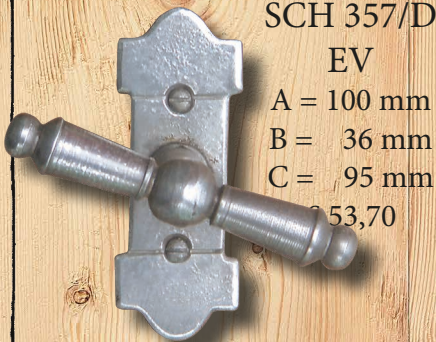
SCH 360/FT
 EV
 A = 105 mm
 B = 28 mm
 C = 142 mm
 € 58,50



SCH 356/D
 EV
 A = 84 mm
 B = 28 mm
 C = 96 mm
 € 53,70



SCH 356/FT
 EA
 A = 87 mm
 B = 28 mm
 C = 96 mm
 € 58,50



SCH 357/D
 EV
 A = 100 mm
 B = 36 mm
 C = 95 mm
 € 53,70



SCH 357/FT
 EA
 A = 100 mm
 B = 36 mm
 C = 95 mm
 € 58,50



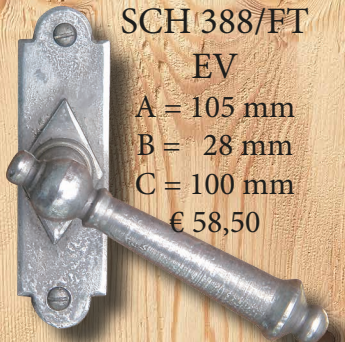
SCH 361/D
 EV/ME
 A = 100 mm
 B = 30 mm
 C = 96 mm
 € 53,70



SCH 361/FT
 EA/ME
 A = 105 mm
 B = 30 mm
 C = 96 mm
 € 58,50




SCH 388/D
 EA
 A = 100 mm
 B = 28 mm
 C = 100 mm
 € 53,70



SCH 388/FT
 EV
 A = 105 mm
 B = 28 mm
 C = 100 mm
 € 58,50




SCH 362/D
 EA
 A = 100 mm
 B = 28 mm
 C = 96 mm
 € 53,70




SCH 362/FT
 EV
 A = 110 mm
 B = 28 mm
 C = 96 mm
 € 58,50



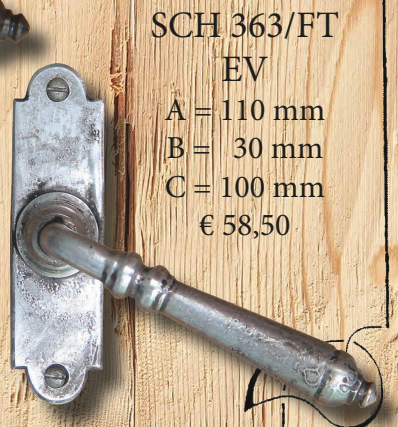
SCH 338/D
 EA
 A = 100 mm
 B = 28 mm
 C = 96 mm
 € 53,60



SCH 338/FT
 EV
 A = 105 mm
 B = 28 mm
 C = 96 mm
 € 58,40



SCH 363/D
 EA
 A = 100 mm
 B = 30 mm
 C = 100 mm
 € 53,70




SCH 363/FT
 EV
 A = 110 mm
 B = 30 mm
 C = 100 mm
 € 58,50


Preise gelten für Eisen alt (EA)
 altverzinkt (EV) Aufpreis 10 %




SCH 412
 A = 65 mm
 B = 30 mm
 C = 100 mm
 € 28,00




SCH 411
 A = 100 mm
 B = 30 mm
 C = 100 mm
 € 32,20



SCH 411/FT
 A = 100 mm
 B = 30 mm
 C = 100 mm
 € 39,10




SCH 409
 A = 65 mm
 B = 30 mm
 C = 95 mm
 € 26,30




SCH 410
 A = 95 mm
 B = 30 mm
 C = 95 mm
 € 29,30




SCH 410/FT
 A = 110 mm
 B = 30 mm
 C = 95 mm
 € 32,20



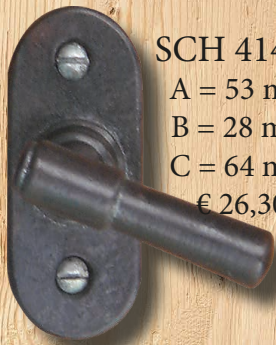
SCH 408
 A = 65 mm
 B = 30 mm
 C = 95 mm
 € 26,30




SCH 407
 A = 95 mm
 B = 30 mm
 C = 95 mm
 € 29,30



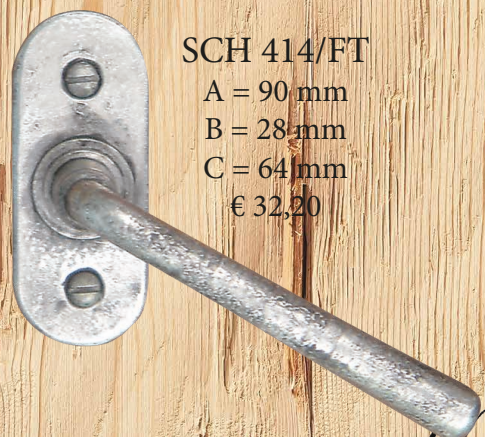
SCH 407/FT
 A = 110 mm
 B = 30 mm
 C = 95 mm
 € 32,20




SCH 414/H
 A = 53 mm
 B = 28 mm
 C = 64 mm
 € 26,30



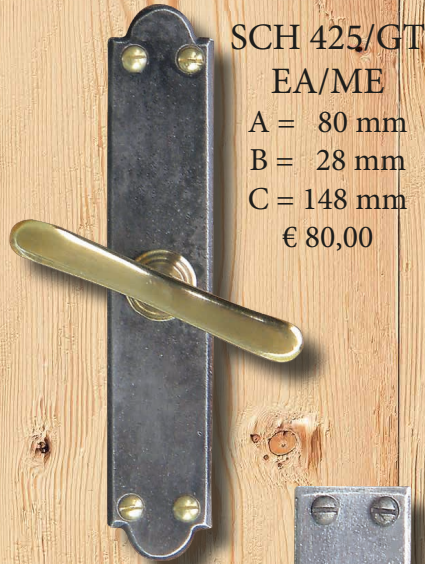
SCH 414/D
 A = 83 mm
 B = 28 mm
 C = 64 mm
 € 29,30




SCH 414/FT
 A = 90 mm
 B = 28 mm
 C = 64 mm
 € 32,20



SCH 425/GT
 ME
 A = 80 mm
 B = 28 mm
 C = 148 mm
 € 80,00



SCH 425/GT
 EA/ME
 A = 80 mm
 B = 28 mm
 C = 148 mm
 € 80,00




SCH 425/GT
 EV/ME
 A = 80 mm
 B = 28 mm
 C = 148 mm
 € 80,00

Alle auf dieser Seite
 € 80,00



SCH 426/GT
 ME
 A = 90 mm
 B = 28 mm
 C = 132 mm
 € 80,00



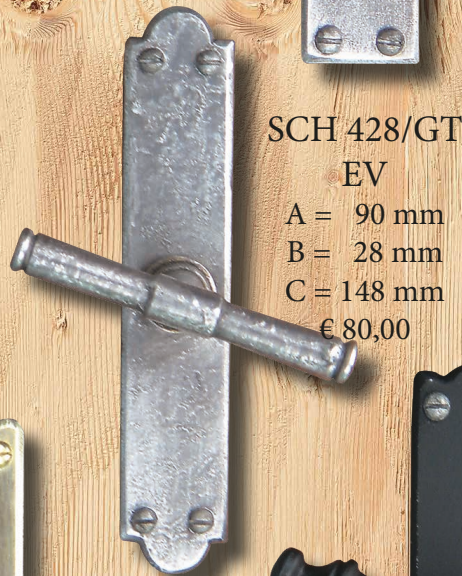
SCH 426/GT
 EV
 A = 90 mm
 B = 28 mm
 C = 132 mm
 € 80,00




SCH 426/GT
 EA
 A = 90 mm
 B = 28 mm
 C = 132 mm
 € 80,00




SCH 428/GT
 ME
 A = 90 mm
 B = 28 mm
 C = 148 mm
 € 80,00



SCH 428/GT
 EV
 A = 90 mm
 B = 28 mm
 C = 148 mm
 € 80,00



SCH 428/GT
 EA
 A = 90 mm
 B = 28 mm
 C = 148 mm
 € 80,00



SCH 431/GT
 ME
 A = 100 mm
 B = 27 mm
 C = 142 mm
 € 80,00




SCH 431/GT
 EA
 A = 100 mm
 B = 27 mm
 C = 142 mm
 € 80,00



SCH 431/GT
 EV
 A = 100 mm
 B = 27 mm
 C = 142 mm
 € 80,00



SCH 429/GT
 ME
 A = 90 mm
 B = 28 mm
 C = 148 mm



SCH 429/GT
 EA/ME
 A = 90 mm
 B = 28 mm
 C = 148 mm



SCH 429/GT
 EV
 A = 90 mm
 B = 28 mm
 C = 148 mm



SCH 430/GT
 ME
 A = 85 mm
 B = 28 mm
 C = 148 mm




SCH 430/GT
 EA
 A = 85 mm
 B = 28 mm
 C = 148 mm




SCH 430/GT
 EV
 A = 85 mm
 B = 28 mm
 C = 148 mm


Alle auf dieser Seite
 € 80,00



SCH 432/GT
 ME
 A = 100 mm
 B = 28 mm
 C = 142 mm




SCH 432/GT
 ME/EA
 A = 100 mm
 B = 28 mm
 C = 142 mm



SCH 432/GT
 ME/EV
 A = 100 mm
 B = 28 mm
 C = 142 mm



SCH 433/GT
 ME
 A = 96 mm
 B = 36 mm
 C = 160 mm



SCH 433/GT
 EA
 A = 96 mm
 B = 36 mm
 C = 160 mm




SCH 433/GT
 EV
 A = 96 mm
 B = 36 mm
 C = 160 mm




SCH 425/FT
 MEA
 A = 85 mm
 B = 28 mm
 C = 142 mm
 € 58,50 VK
 € 87,80 GT




SCH 428/FT
 EA
 A = 90 mm
 B = 28 mm
 C = 140 mm
 € 58,50 VK
 € 87,80 GT




SCH 431/FT
 EV
 A = 100 mm
 B = 26 mm
 C = 140 mm
 € 58,50 VK
 € 87,80 GT




SCH 425/H
 MEA
 A = 65 mm
 B = 30 mm
 C = 95 mm
 € 43,90




SCH 428/H
 EA
 A = 65 mm
 B = 30 mm
 C = 95 mm
 € 43,90



SCH 431/H
 EV
 A = 65 mm
 B = 30 mm
 C = 95 mm
 € 43,90




SCH 434/H
 EA
 A = 70 mm
 B = 30 mm
 C = 110 mm
 € 43,90




SCH 434/D
 EV
 A = 90 mm
 B = 30 mm
 C = 110 mm
 € 53,70



SCH 434/FT
 MEA
 A = 110 mm
 B = 30 mm
 C = 110 mm
 € 58,50



SCH 435
 MEA
 A = 68 mm
 B = 27 mm
 C = 57 mm
 € 53,70



SCH 436/D
 MEA
 A = 100 mm
 B = 32 mm
 C = 70 mm
 € 53,70



SCH 436/FT
 EA
 A = 100 mm
 B = 32 mm
 C = 70 mm
 € 58,50



SCH 389/FT
 EA/Eiche
 A = 105 mm
 B = 35 mm
 C = 155 mm
 € 74,80



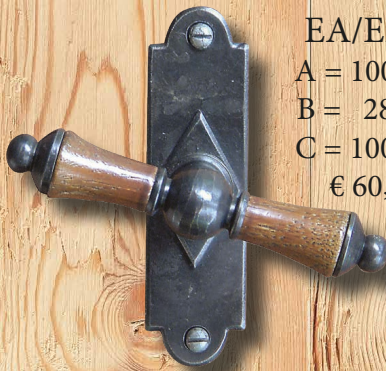
SCH 389/D
 MEA/Eiche
 A = 105 mm
 B = 35 mm
 C = 155 mm
 € 67,00



SCH 389/H
 EV/Eiche
 A = 70 mm
 B = 35 mm
 C = 155 mm
 € 58,10



SCH 388/FT
 EA/Eiche
 A = 105 mm
 B = 28 mm
 C = 100 mm
 € 64,80




SCH 388/D
 EA/Eiche
 A = 100 mm
 B = 28 mm
 C = 100 mm
 € 60,00



SCH 388/H
 EA/Eiche
 A = 65 mm
 B = 28 mm
 C = 100 mm
 € 50,30



SCH 357/FT
 EV/Eiche
 A = 100 mm
 B = 36 mm
 C = 95 mm
 € 64,80



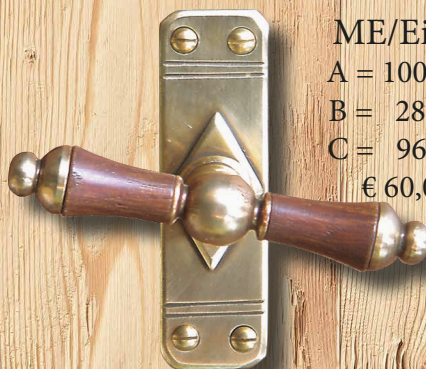
SCH 357/D
 EV/Eiche
 A = 100 mm
 B = 36 mm
 C = 95 mm
 € 60,00



SCH 357/H
 EV/Eiche
 A = 80 mm
 B = 36 mm
 C = 95 mm
 € 50,30




SCH 338/FT
 ME/Eiche
 A = 105 mm
 B = 28 mm
 C = 96 mm
 € 64,80




SCH 338/D
 ME/Eiche
 A = 100 mm
 B = 28 mm
 C = 96 mm
 € 60,00



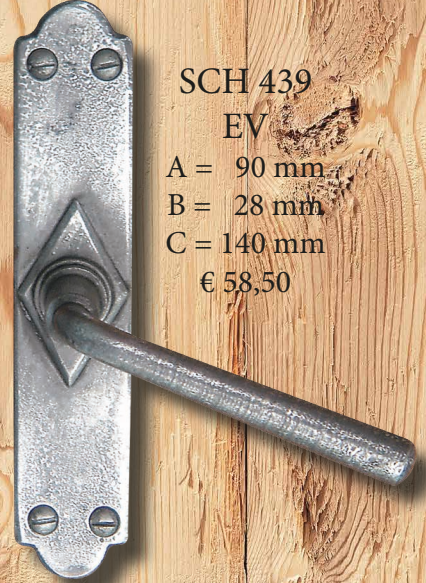
SCH 338/H
 ME/Eiche
 A = 65 mm
 B = 28 mm
 C = 96 mm
 € 50,30




SCH 437
 EA
 A = 100 mm
 B = 30 mm
 C = 157 mm
 € 53,70



SCH 438
 EV
 A = 75 mm
 B = 28 mm
 C = 160 mm
 € 95,80




SCH 439
 EV
 A = 90 mm
 B = 28 mm
 C = 140 mm
 € 58,50



SCH 457
 EV
 A = 85 mm
 B = 25 mm
 C = 110 mm
 € 44,60



SCH 455
 EV
 A = 85 mm
 B = 37 mm
 C = 100 mm
 € 43,90



SCH 456
 EA
 A = 90 mm
 B = 15 mm
 C = 95 mm
 € 38,30



SCH 440
 EA/ME
 B = 25 mm
 L = 200-700 mm
 € 15,00



SCH 441
 MEA
 B = 25 mm
 L = 200-700 mm
 € 25,00



SCH 442
 EV/ME
 B = 25 mm
 L = 200-700 mm
 € 15,00



SCH RO/2
 € 3,80



SCH RO/1
 H 20 mm
 H 22 mm
 H 24 mm
 H 26 mm
 Eisen € 5,10
 Messing € 6,30




Fenster Olive
 Art.-Nr.: RU 253/HO
 Platte : 32 x 57 mm
 Griff : 98 mm
 Eisen € 19,00
 Messing € 23,00



Fenster Olive
 Art.-Nr.: RU 253/O
 Platte : 32 x 57 mm
 Griff : 118 mm
 Eisen € 19,00
 Messing € 23,00



Fenster Olive
 Art.-Nr.: RU 259/O
 Platte : 33 x 58 mm
 Griff : 115 mm
 € 20,00



Fenster Olive
 Art.-Nr.: RU 259/HO
 Platte : 33 x 58 mm
 Griff : 75 mm
 € 20,00



Fenster Olive
 Art.-Nr.: RU 264/HO
 Platte : 30 x 62 mm
 Griff : 85 mm
 Eisen € 18,50
 Messing € 23,00



Fenster Olive
 Art.-Nr.: RU 264/O
 Platte : 30 x 62 mm
 Griff : 85 mm
 Eisen € 18,50
 Messing € 23,00



Balkontür Olive
 Art.-Nr.: RU255/HOG
 Rosette : 32 x 58 mm
 Griff : 130 mm
 Eisen € 22,00
 Messing € 27,50



Fenster Olive
 Art.-Nr.: RU255/O
 Rosette : 32 x 58 mm
 Griff : 88 mm
 Eisen € 20,00
 Messing € 25,00




Fenster Olive
 Art.-Nr.: RU255/O
 Rosette : 32 x 62 mm
 Griff : 88 mm
 Eisen € 20,00
 Messing € 25,00



Fenster Olive
 Art.-Nr.: O-717/HO
 Rosette : 26 x 66 mm
 Griff : 120 mm
 Eisen € 55,00
 Messing € 90,00



Fenster Olive
 Art.-Nr.: O-719/O
 Rosette : 26 x 66 mm
 Griff : 90 mm
 Eisen € 52,00
 Messing € 85,00



Fenster Olive mit Schließhaken
 Art.-Nr.: O-333
 Rosette : 26 x 66 mm
 Griff : 90 mm
 Riegellänge : 22 mm
 Eisen € 56,00
 Messing € 98,00



565
 mit Holzgriffteilen
 Rosette : 30 x 75 mm
 Grifflänge : 113 mm
 € 60,00



592/HO
 20 x 65 mm
 Grifflänge : 65 mm
 € 50,00



592/O
 20 x 65 mm
 Grifflänge : 100 mm
 € 50,00



567
 mit Holzgriffteilen
 Rosette : 30 x 75 mm
 Grifflänge : 106 mm
 € 60,00



596
 30 x 110 mm
 Grifflänge : 90 mm
 € 55,00



595
 31 x 60 mm
 Grifflänge : 75 mm
 € 48,00



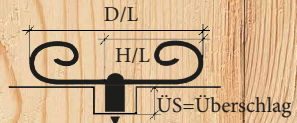
599/HO
 31 x 78 mm
 Grifflänge : 78 mm
 € 33,00




599/O
 31 x 78 mm
 Grifflänge : 122 mm
 € 33,00

Preise gelten für Eisen alt (EA)
altverzinkt (EV) Aufpreis 10 %

Fensterreiber & Knöpfe Handarbeit



D/L



H/L


SCH 460
D/L = 95 mm € 15,90
H/L = 60 mm € 12,60
ÜS = 12 mm



SCH 452
D/L = 100 mm € 14,70
H/L = 60 mm € 11,70
ÜS = angeben




SCH 461
D/L = 100 mm € 15,90
H/L = 60 mm € 12,70
ÜS = angeben



SCH 463
D/L = 108 mm € 19,90
H/L = 63 mm € 15,90
ÜS = 21 mm



SCH 465
D/L = 85 mm € 15,90
H/L = 60 mm € 12,70
ÜS = angeben



SCH 466
D/L = 85 mm € 12,70
H/L = 60 mm € 10,40
ÜS = 15, 20, 25 mm



SCH 467
60 x 60 mm
ÜS = angeben
€ 16,60



SCH 468
H/L = 50 mm
ÜS = 15 mm
€ 7,70



SCH 230
Ø = 33 mm
P = 37 mm
#e 11,80

SCH 231
Ø = 25 mm
P = 27 mm
€ 11,80



SCH 196/172/K
Ø = 20 mm
H = 25 mm
P = 25 x 25 mm
€ 12,70



SCH 197/172/K
Ø = 18 mm
H = 33 mm
P = 25 x 25 mm
€ 12,70



SCH 198/172/K
Ø = 25 mm
H = 25 mm
P = 25 x 25 mm
€ 13,50



SCH 199/172/K
Ø = 27 mm
H = 22 mm
P = 25 x 25 mm
€ 8,80



Fensterreiber & Knöpfe Buss




FR 1

Lieferbar in Eisen & Messing
 Länge : 54 mm
 Höhe : 22 mm
 Eisen € 2,50 , Messing € 4,50



FR 2

Lieferbar in Eisen & Messing
 Länge : 105 mm
 Höhe ohne Sockel : 25 mm
 Überschlag : 22 mm
 Eisen € 5,50 , Messing € 8,50



FR 3

Lieferbar in Eisen & Messing
 Länge : 60 mm
 Höhe ohne Sockel : 25 mm
 Überschlag : 22 mm
 Eisen € 4,50 , Messing € 6,00



FR 4 M

Länge : 75 mm
 Höhe ohne Sockel : 20 mm
 Überschlag : 14 mm
 € 6,00



FR 5 M

Länge : 45 mm
 Höhe : 19 mm
 € 4,50



FR 6 M

Länge : 82 mm
 Höhe : 22 mm
 € 5,50



FR 7 M

Länge : 58 mm
 Höhe ohne Sockel : 25 mm
 Überschlag : 12 mm
 € 6,00



FR 8 M

Länge : 107 mm
 Höhe : 37 mm
 € 9,50



FZ 1

Lieferbar in Eisen & Messing
 Länge : 41 mm
 Höhe : 17 mm
 Eisen € 1,80 , Messing € 2,80



FZ 4

Lieferbar in Eisen & Messing
 Länge : 90 mm
 Höhe : 17 mm
 Eisen € 3,00 , Messing € 4,30



FZ 5 E

Länge : 68 mm
 Höhe : 15 mm
 € 2,50



FZ 2

Lieferbar in Eisen & Messing
 Länge : 49 mm
 Höhe : 17 mm
 Eisen € 2,00 , Messing € 3,50



FZ 3

Lieferbar in Eisen & Messing
 Länge : 58 mm
 Höhe : 17 mm
 Eisen € 2,30 , Messing € 4,00

Fensterreiber & Knöpfe Guss & gestanz



FZ 6 E
Länge : 90 mm
Höhe : 25 mm
€ 5,50



FZ 8 E
Länge : 55 mm
Höhe : 25 mm
€ 5,00



FZ 7 E
Länge : 50 mm
Höhe : 35 mm
Überschlag : 15 mm
€ 2,80



FZ 10 E
Aufgeklappt : 97 mm
zusammen geklappt : 55 mm
Überschlag : 20 mm, kann
vor Ort gekürzt (abgesägt
werden)
€ 4,50



FU 13, 16, 20
Unterlegrollen für Vorreiber
lieferbar in 13, 16 oder 20 mm
Eisen rost oder Messing
Eisen € 0,90 , Messing € 1,50



FK 1 E
Kopfdurchmesser : 22 mm
Länge : 42 mm, ohne Gewinde : 18 mm
Schraube : 5,5 mm
€ 3,00



FK 6 E
Kopf : 21 mm
Fuß : 15 mm
Höhe : 39 mm
€ 3,50



FST 1 E
Streichblech
75 x 15 mm
€ 1,00



FKP 1
Fensterknopfplatte
80 x 25 mm
€ 2,50



FK 6 M
Kopf : 21 mm
Fuß : 15 mm
Höhe : 39 mm
€ 6,00



FST 55 E
Streichdraht
Länge : 55 mm
Stärke 2,1 mm
€ 0,18